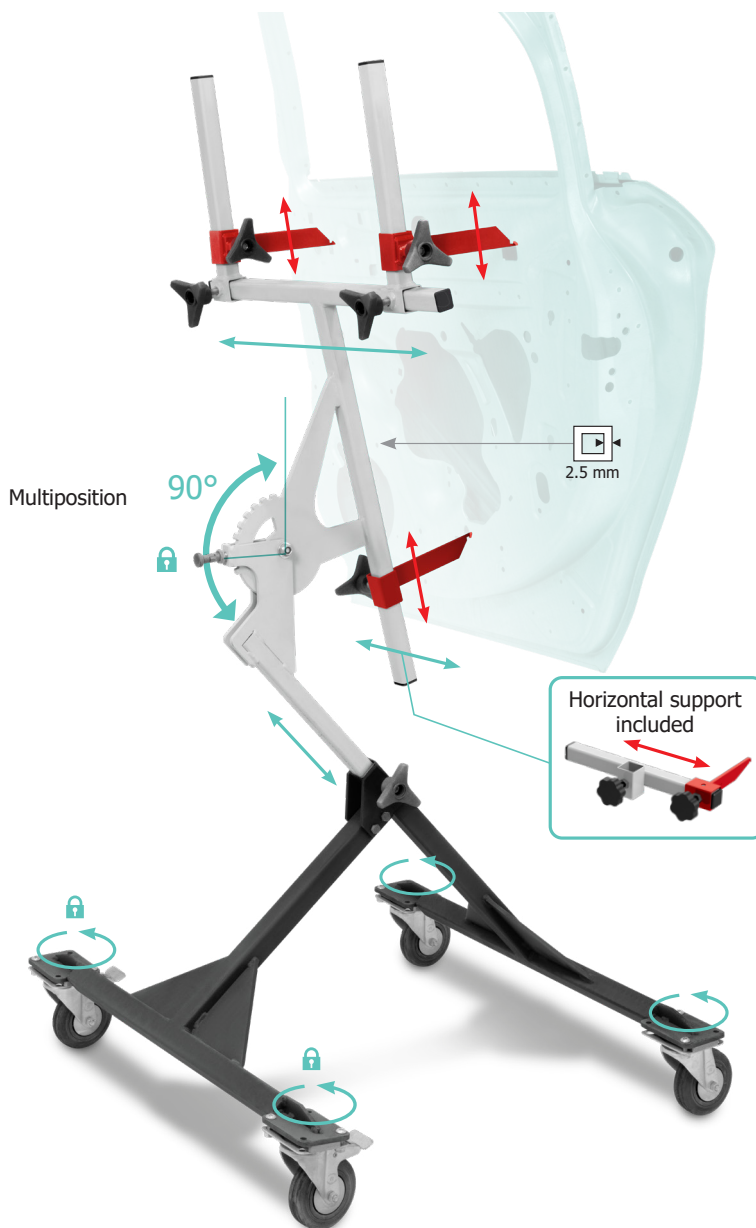


The ergonomic PRO support facilitates the preparation and painting of car body panels. Particularly well suited to bonnets, wings and doors, it is fully adjustable and can be turned through 90°. This highly practical product was designed in collaboration with an experienced car body specialist, and is a comprehensive solution for work where both stability and performance are key.

- Ultra-compact and easy to manoeuvre around the workshop.
- Maximum load: 50 kg
- 4 supports to adapt to a wide range of components.
- Multi positional, 90° pivot with 8 adjustment positions controlled by a multi-tooth wheel.
- 4 castor wheels, 2 with brakes, to stabilise the unit during painting.
- Robust, stable and warp-resistant with a heavy-duty tubular frame (2.5 mm).

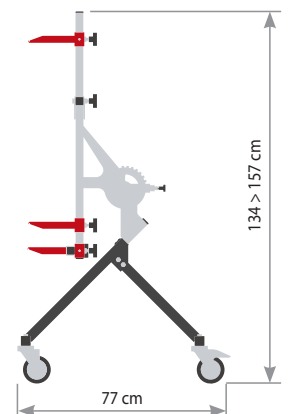
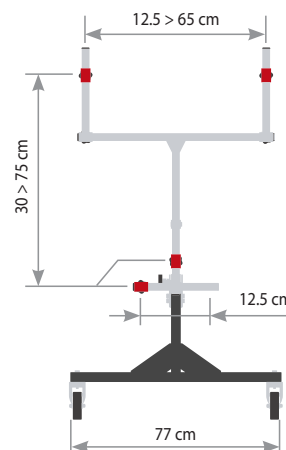
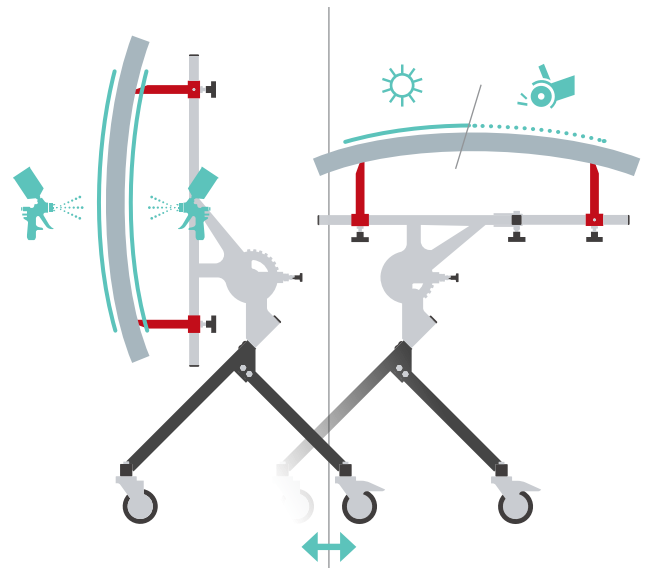



Designed by a car body repair specialist, for car body repair specialists!




Vertical position:
maximum access to the front and rear of the panel

Horizontal position:
ideal for drying and prep work.



 20 kg when empty

 80 x 60 x 15 cm